

A vibrant illustration of a beach scene. At the top, a bright yellow sun with rays is partially obscured by a white cloud. The sky is a clear, light blue. In the center, a large wooden frame made of blue-painted planks stands on a sandy beach. Inside the frame, a yellow rectangular box contains the text 'CLASS - L.K.G.'. Below the frame, two palm trees with green fronds and brown trunks are positioned on either side. In the foreground, two striped beach chairs (red and yellow) are placed on the sand, facing each other. A small white table with a red and yellow striped umbrella is situated between the chairs. The background shows a blue ocean and a white horizon line.

SUMMER VACATION

CLASS - L.K.G.


Swami Vivekananda Academy

Summer Assignment | Class LKG

Name: _____ Section: _____ Roll No: _____

Happy Holidays!

Here's wishing you all the joys of the summer season.



Read aloud the poem. You can also learn it.

Summer, Summer

I am so glad you're here!

Summer, Summer

Let's give a cheer!

Summer, Summer


I will play with you and my brother

Summer, Summer

Keep everyone safe everywhere

Summer, Summer

Do you know, I enjoy with my family so....



Enjoy your Summer holidays with your family

Click smart digital snap shots of fun moments spent during the summer vacations like enjoying in your splash pool or eating yummy watermelon or mangoes etc. Share the pics or videos of those fun filled hours with the respective class teacher

Worksheet 1

Objective: Students will develop a sense of self worth and understand that they are unique.


Know about me. Write your name and age in the given boxes and paste your picture.




☆ All about **ME** ☆

My name is


I am  years old.

 My favourite color(s)

This is me







I love...



Worksheet 2

Objective: To develop fine motor skills.

Colour the patterns given here using different crayons.



Worksheet 3

Objective: The child will recognize and sort letters of the alphabet.

Let us read letters of the lower case given in the box and colour according to the code given here

a : Red | b : Green | c : Yellow


b	a	c	A	b	c	a
a	c	A	B	A	b	c
c	B	b	A	a	C	b
B	C	B	a	C	A	C
b	B	a	c	b	C	a

Worksheet 4

Objective: To recognize and speak the initial sound.

Look at these pictures and speak aloud the words, now match with the correct letter of the alphabet.

a



d



b



c




e



Worksheet 5

Objective: Students will be able to differentiate between big and small.


Children we have learnt about the concept of big and small. Each of you will take a big object and a small object and click picture and send.



Worksheet 6

Objective: Colour recognition

Colour the picture as per the number






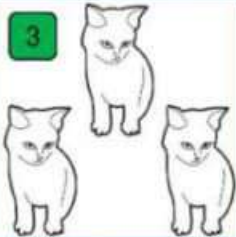











Worksheet 7

Objective: To recognize numbers and write them.

Recap: Numbers 1-3

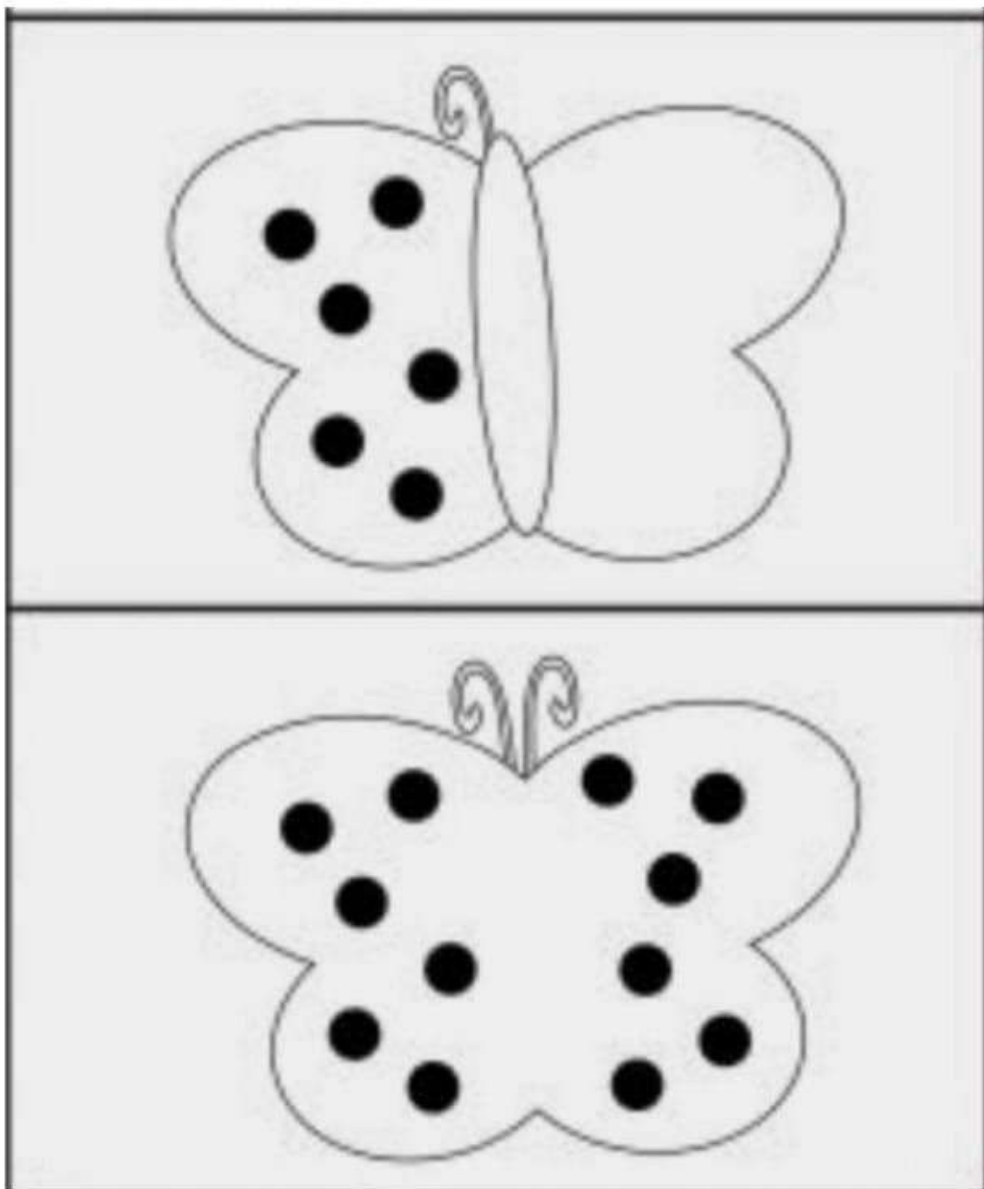
Count and color the objects. Trace the numbers.

Worksheet 8

Objective: To enable the children to count objects.


Paste six black bindis on the butterfly in picture number one to make it look similar to the butterfly in picture two.



Worksheet 9

Objective: Improvement of fine motor skills.

Let us make the flower colourful by putting thumb prints in the picture.
Use water or poster colours.

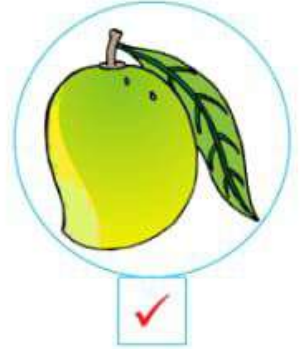



Mon Tue Wed Thu Fri Sat Sun

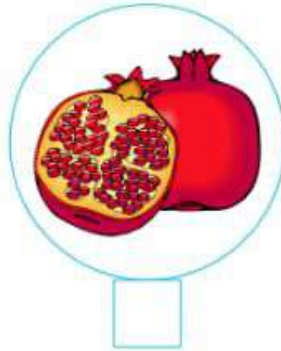
Date / Month / Year



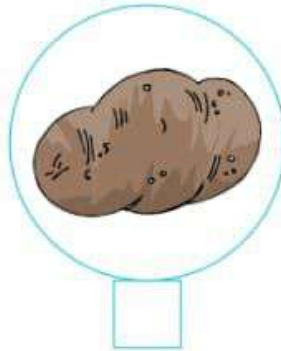
आ




अ



इ



ई



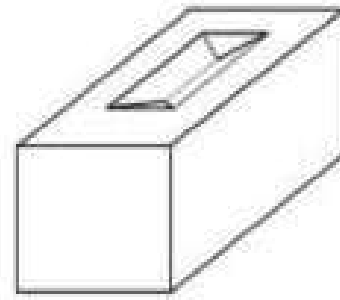
स्वर पहचानकर सही चित्र पर निशान लगाएं।

स्वर अभ्यास

चित्र पहचान कर सही अक्षर पर गोला लगाएं तथा चित्र में रंग भरें:



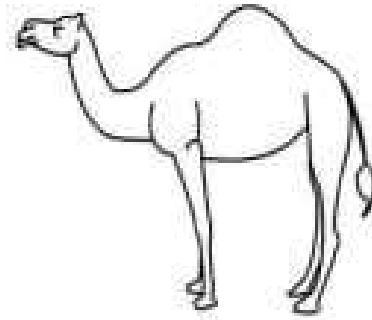
ए ओ उ



इ ओ उ



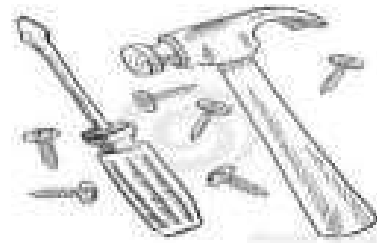
ऐ ओ इ



ए ओ ऊ




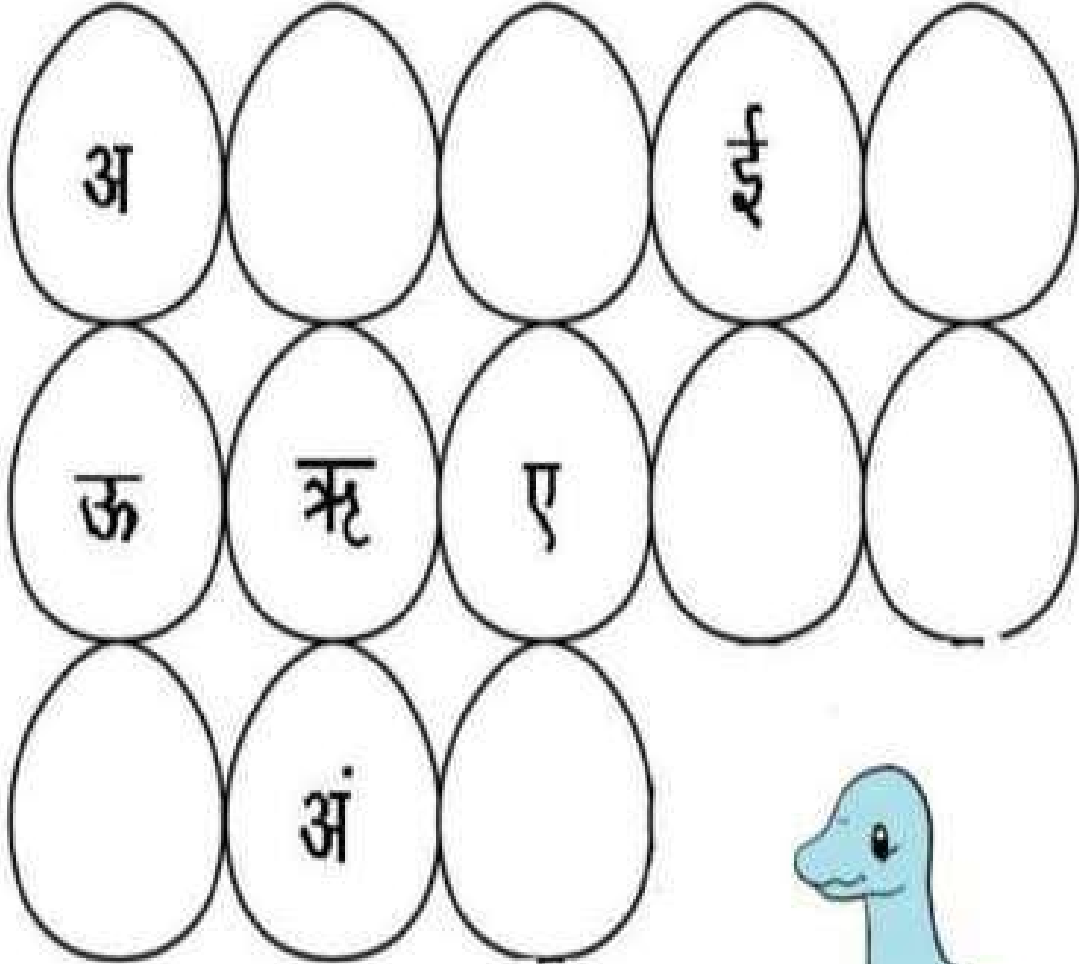
ऐ ओ इ



ऐ ओ इ


स्वरमाला अभ्यास

रिक्त स्थानों को भरकर स्वरमाला पूर्ण कीजिए:



Mon Tue Wed Thu Fri Sat Sun

Date / Month / Year



1		3	4	
6			9	
	12		14	15
		18		20




Write the missing numbers.



Objective : Language Development and vocabulary building with the help of story telling.

<https://www.youtube.com/watch?v=GxcGVCEEdcU>

Listen to the story of 'The lion and the mouse and make the props to narrate the story.



Colour the picture.

Enjoy your holidays & have a wonderful vacation.

